

By Slidesgo



Taken from: *Wikimedia Commons*

# Seeking Freedom

by Paula Spencer

# How do people seek freedom?

Gaining  
education

Finding  
refuge

Fleeing home country

Seeking  
shelter

Taking risks

Foraging for food

# Driving Questions

How can I understand the issues that divided our nation?

What strategies did enslaved people in Confederate states use to seek freedom?



Taken from: [Crabtree Publishing](#)

# Gallery Walk

You will travel from one table to another and record observations about the image located on the butcher paper. Your goal is to not duplicate an observation, so you must first read what has already been recorded. Use the magnifying glass to look at the image even closer.



Taken from: [Library of Congress](#)

# OPTIC Primary Source Analysis

Overview

Parts

Title

Interrelationships

Conclusion



Taken from: [Library of Congress](#)

# OPTIC Primary Source Analysis

Overview - Each individual should write a sentence that explains the image.



Taken from: [Library of Congress](#)

# OPTIC Primary Source Analysis

Parts - In pairs,  
describe all of the  
parts that feel  
are most  
important to the



Taken from: [Library of Congress](#)

# OPTIC Primary Source Analysis

Title - In groups of 4, work to create a title for the image.



Taken from: [Library of Congress](#)



# OPTIC Primary Source Analysis

Interrelationships - In groups of 6-8, explain how people and items in the image are related.



Taken from: [Library of Congress](#)


# OPTIC Primary Source Analysis

Conclusion - As a whole group, come to a conclusion about the image.



Taken from: [Library of Congress](#)


# Read “Seeking Freedom”



Taken from: Amazon

# What quote in “Seeking Freedom” is circling in your mind?


On a note card, write down  
a quote from the book that  
was meaningful to you.



Taken from: Amazon

# Discuss with your tablemates the quote that you chose.

“They would do anything to be free.”



Taken from: Amazon

1. Why did you pick this quote?
2. How do you think this quote helps us understand the story?
3. What reactions do you have to the quote? What connection can you make with this quote?

# Fill out the Problem & Solution Pyramid with your tablemates.



# How do people seek freedom? What strategies did enslaved people use to gain freedom?



Image from: Library of Congress

# Network to freedom map



## Legend



Routes



Canada



United States




Mexico



Caribbean nations





# Thanks

Do you have any questions?

[Paula\\_Spencer@ccpsnet.net](mailto:Paula_Spencer@ccpsnet.net)

CREDITS: This presentation template was created by Slidesgo, and includes icons by Flaticon, and infographics & images by Freepik

Please keep this slide for attribution

