

# Who are you? How do we learn and grow?

- Subject:** History and Social Sciences, Language Arts
- Grade Level:** First Grade
- Topic:** Historical Figures, Respond to Text
- Guiding Questions:** How do we describe people?  
How do we learn and grow?
- VA SOL:** VS.LA.1.6 The student will read and demonstrate comprehension of a variety of fictional texts.  
e) Ask and answer who, what, when, where, why, and how questions about what is read
- VS.SS. 1.2 The student will demonstrate knowledge of Virginia history by describing important events and people in the history of the Commonwealth, including  
b) famous Virginians, such as George Washington and Thomas Jefferson, who helped form a new nation
- Materials:** Primary source photo (Appendix A), [Thomas Jefferson Printable Activities](#), [article about Thomas Jefferson](#), envelopes, note cards, [Thomas Jefferson: Life, Liberty and the Pursuit of Everything](#) by Maira Kalman, paper/pencils.

## Introduction

Play video clip: [WhoAreYou](#)

Ask students the guiding question for the lesson, “Who are you?” Allow time for students to respond before engaging in the pre-reading activity.




## Pre-Reading Activity

Display the graphic and pose the question, “Who are you?” to introduce a new historical figure students will be learning about. Use this graphic to play hangman (also included below).

After completing this activity, let students know they will be reading a book. Show them the book, then ask students to share predictions about what they think the book will be about with the whole class.

## Display Appendix A

Ask students what this image from Thomas Jefferson’s journals tells us about him? Create a BRIEF group list of descriptors.



### Read the Book

Now that students have been introduced to the topic, ask students the second guiding question, “How do we learn and grow?” Ask students to look for the answer to this question as you read the book *Thomas Jefferson Life, Liberty and the Pursuit of Everything* in its entirety.

Ask students for descriptors of Thomas Jefferson's identity they found in *Thomas Jefferson Life, Liberty and the Pursuit of Everything*. This activity will work best if you have a class set of books (at least one book per group of 4 students). Alternatively, if you have the technology available, you could have students look through the book virtually using a YouTube recording of the text [Thomas Jefferson, Life, Liberty and the Pursuit of Everything](#)

Once they have identified a descriptor, they should record it on a note slip provided.

After all students have identified and recorded their descriptor, they will pin the descriptors around our hangman poster. For each note slip, students will engage in conversation using the following questions to guide them.

- Why did the student pick it?
- How does it help us understand Thomas Jefferson?
- What are the reactions of the descriptor to the group members?

### Closing Discussion

End the lesson by engaging in conversation about the guiding question, “How do we learn and grow?”


### Optional Extension

- [Thomas Jefferson Printable Activities](#) Use PG. 16 (also included below)

Lesson Created by R.Ramsey, M.ED. , K12 Educator VA.

Jefferson's Hobbies Name: \_\_\_\_\_

Thomas Jefferson was very creative. He liked to read and write, play the violin, and design houses. Thomas Jefferson designed the house that he lived in in Monticello, Virginia. He also wrote the Declaration of Independence. What are some hobbies that you enjoy doing or want to start? Draw a picture and write words describing your hobby.



\_\_\_\_\_

\_\_\_\_\_

\_\_\_\_\_

\_\_\_\_\_

\_\_\_\_\_

Appendix A

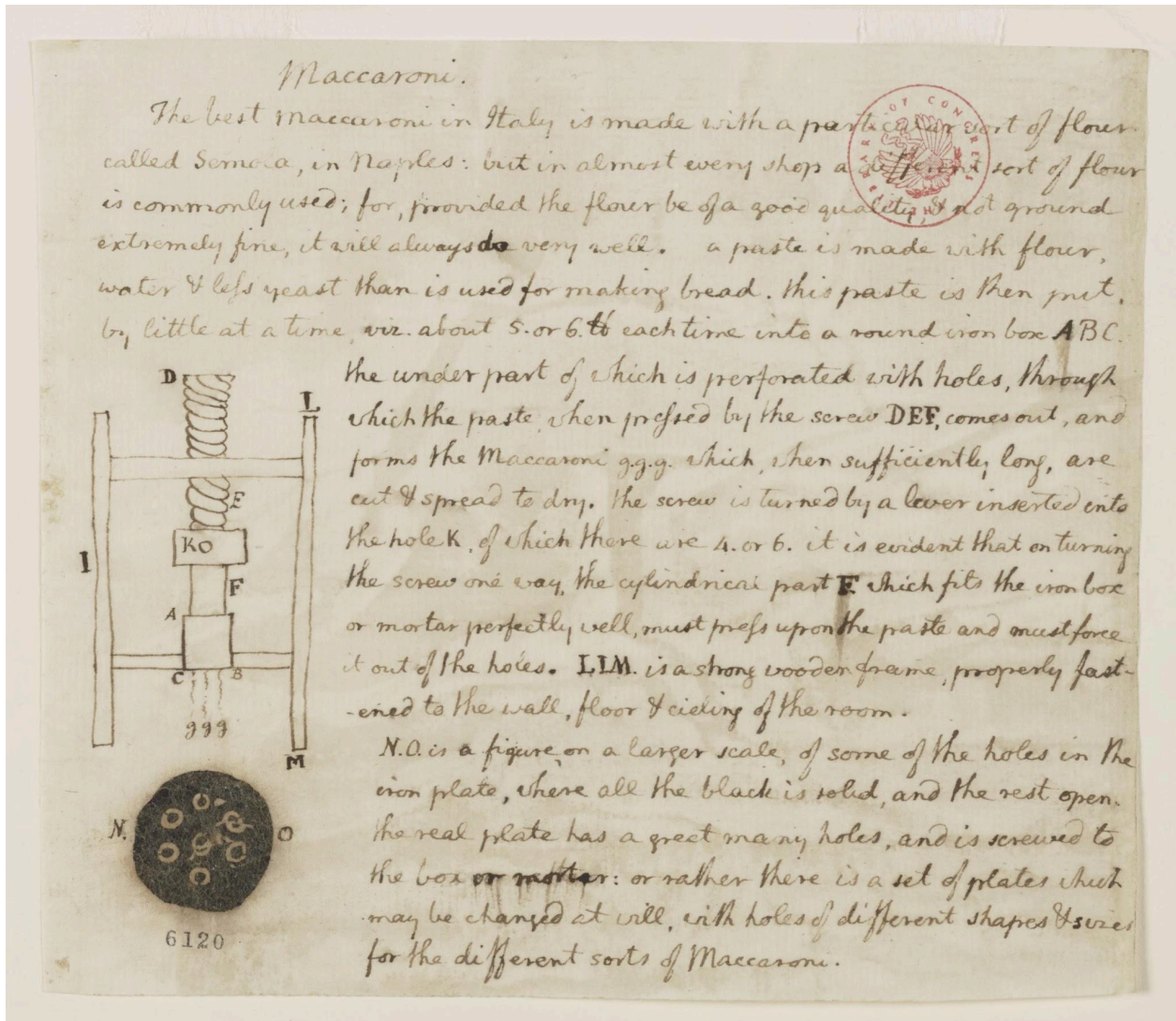


Image retrieved from [www.loc.gov/item/mcc.027](http://www.loc.gov/item/mcc.027)

**Citation:**

Thomas Jefferson's drawing of a macaroni machine and instructions for making pasta. 1787. Manuscript/Mixed Material. Retrieved from the Library of Congress, <[www.loc.gov/item/mcc.027/](http://www.loc.gov/item/mcc.027/)>.


Who are you?



# Jefferson's Hobbies

Name: \_\_\_\_\_

Thomas Jefferson was very creative. He liked to read and write, play the violin, and design houses. Thomas Jefferson designed the house that he lived in in Monticello, Virginia. He also wrote the Declaration of Independence. What are some hobbies that you enjoy doing or want to start? Draw a picture and write words describing your hobby.



---

---

---

---

---

---

---

